

Effective Classroom Management Strategies

Applied in the HYCA STARTALK Program

By Dali Tan, Alan Cheung, Sandra Tung, and Yutao Liu



Presentation Team

- Alan Cheung: Project Director of 2013, 2014, and 2015 HYCA STARTALK Integrated Chinese Learning Program
- Dali Tan: Team Leader of HYCA STARTALK Program
- Sandra Tung: Instructional lead (2013) and lead teacher
- Yutao Liu: lead teacher (2013), instructional lead and science teacher



2013 and 2014 HYCA STARTALK STEM- Integrated Chinese Learning Program

- Integrated language immersion, culture & creative hands-on STEM concepts & activities
- Curriculum & lesson plans designed around ACTFL 5-C standards
- Theme – “Explore Water, an Essential Element of Life”
- Using fictional “Water Baby” character to engage students
- Students followed the storyline through his life, magic show, and adventures with reinforcement of technology

Interactive Activities on Classroom Management:

- Objectives and procedure of this session
- Group and individual point system: reward cards
- Implementation of the rules and class management strategies
- Ending with rewards and feedback

Objectives:

By the end of the session —

- You will be able to name five strategies you learned today.
- You will be able to explain three strategies you learned today to other teachers.
- You will be able to use two strategies you learned today.

Key factors affecting the class:

- Student motivation
- Student school and home culture
- Students background knowledge
- Class culture
- Class content
- Class structure
- Class classroom settings
- Teachers, assistants, and volunteers

.....,.....

10 Categories of Management:

1. Classroom rules
2. Classroom culture
3. Routines and schedules
4. Lesson management
5. Student roles

10 Categories of Management:

6. Help of assistants and volunteers
7. Teacher-student relationship
8. Reward system
9. Use of space
10. Reflective practice

1. Classroom rules that are clear, achievable, and consistent:

- Day 1 announcement on expectations and consequences: reminders, warnings, and conferences.
- Day 1 classroom rules with modeling and explanation: flash cards on the wall, commands, useful expressions, and team building.

What would you do on Day 1 to set up your classroom rules?

Examples of classroom rules

- Slogans for calling attention: Eyes- to look, ears - to listen, mouth- to smile; Eyes on me, eyes on you
- Table points: The group around the same table gains or loses points based on conduct
- Star rewards: Giving stars to the students who follow the rules
- Name clip position: Can be moved up or down depending on individual performance

Do you have any effective class rules examples to share?

Examples of classroom rules – movable name clips; group accountability.



2. Maintaining a Welcoming Classroom Culture:

- Encouraging words
- Offering help
- Being polite and grateful
- Cheering on any participation

How would you build up a welcoming classroom culture?

Examples of How to Build a Welcoming Classroom culture

- The teacher leads the students to greet each other
- The teacher leads the students to say “thank you” to other teachers
- The teachers guides the students to encourage all of them to participate
- The teachers, assistants, and volunteers offer help, and students help each other
- Everyone works for the team

Using Encouragement! Go Team!



3. Establishing Routines and Schedules that are Clear, Consistent, and Enforced:

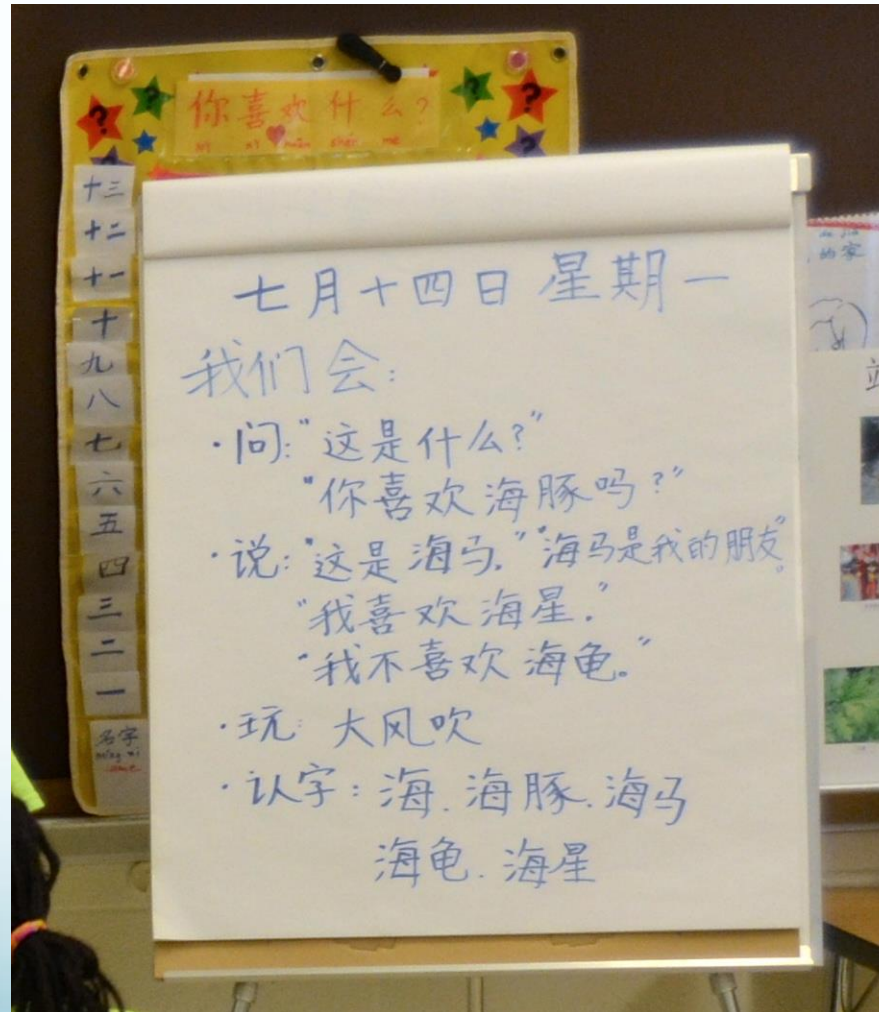
- Classroom “instant” posters spelling out each day’s schedule
- Routines and schedules are explained and enforced

What are your strategies for establishing routines?

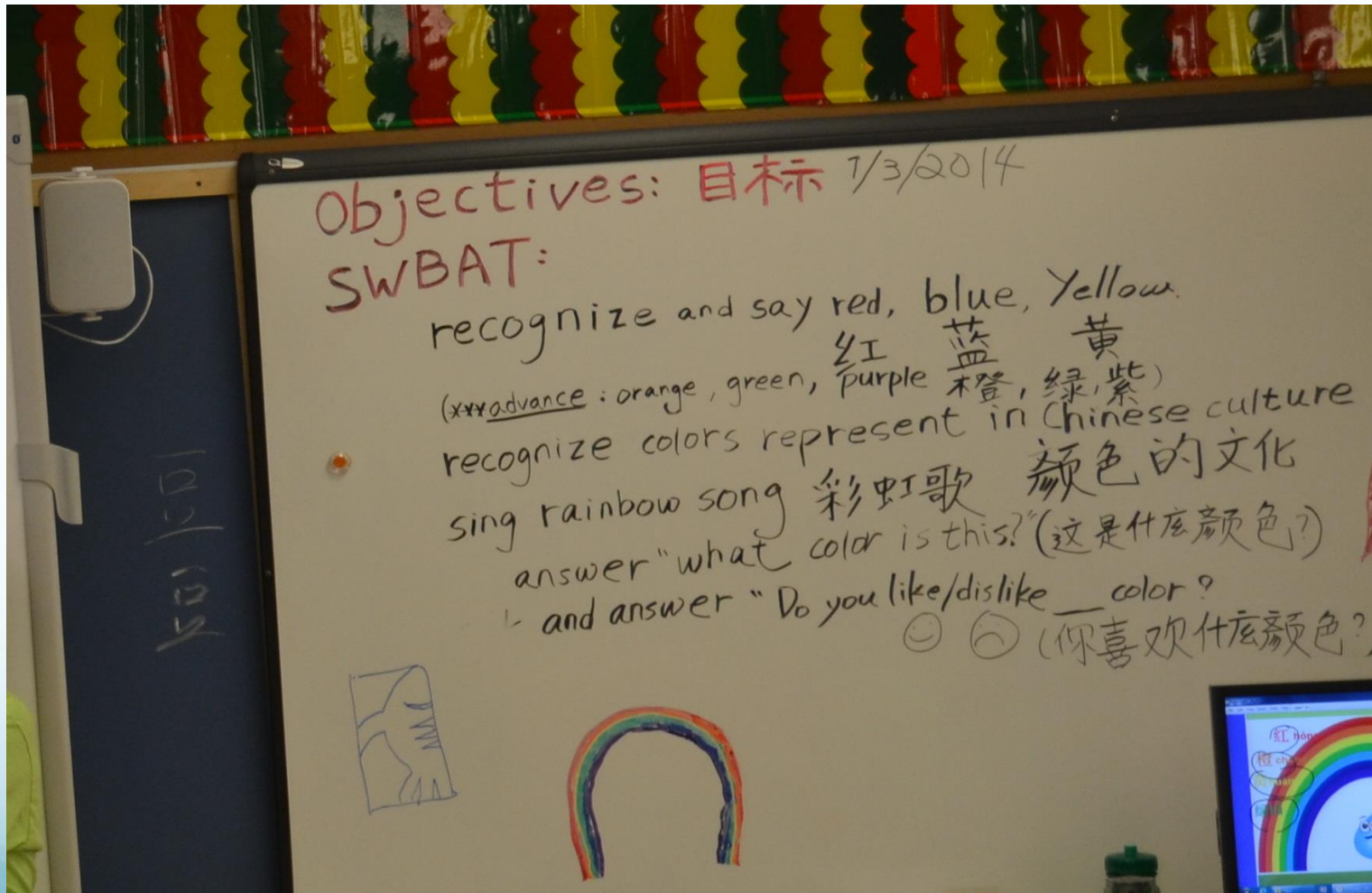
Examples of routines and schedules applied at HYCA:

- Daily schedule for each class
- Language class routine
- Culture class routine
- Science class routine (objectives, language review, lab, and worksheet)
- Technology class routine
- Dance class routine
- Martial class routine

Objectives for the returning language class on July 14



Objectives for the beginner language class on July 3



Objectives for a STEM class

今天，我们要

- 读一个故事：水娃娃喜欢.....



- 了解河水，海水，油。



- 做一个试验：浮蛋。



Program Daily Schedule

STARTALK STEM-Integrated Chinese Learning Program 2014
Huayuan Chinese Academy
Student Daily Schedule
June 30th to July 18th, 2014

Time	Class 1 (2 nd to 3 rd graders)	Class 2 (4 th to 5 th graders)	Class 3 (returning students)
8:00-8:15am	Students arrive; Chinese morning exercises/songs in classrooms		
8:15-9:15am	Chinese language classes	Chinese cultural activities/Arts and crafts/Special topic	Science in Chinese
9:15-9:25am	Break		
9:25-10:20am	Science in Chinese	Chinese language classes	Chinese cultural activities/Arts and crafts/Special topic
10:20-10:40am	Break and Snacks		
10:40-11:10am	Mid-morning exercise (Martial Arts/ Chinese Dancing and Taichi, /Chinese games: jumping ropes, kicking hacksacks) (Gym)		
11:20am-12:10pm	Chinese cultural activities/Arts and crafts/Special topic	Science in Chinese	Chinese language classes
12:20-12:40pm	Lunch (Cafeteria)		
12:50-1:20pm	Free play	Free play	Computer lab
1:30-2:00pm	Reflection and LinguaFolio Jr.	Computer lab	Free play
2:10-2:40pm	Computer lab	Reflection and LinguaFolio Jr.	Reflection and LinguaFolio Jr.
2:40-3:00pm	Closing/songs		
3:00pm	Dismissal		

Daily routines written on the board:

A whiteboard with handwritten Chinese text detailing a daily schedule. The schedule is organized into rows, each representing a time slot and an activity. The activities include student arrival, warm-ups, Chinese lessons, breaks, science lessons, snacks, physical education (Tai Chi, games), cultural/art projects, free time, and computer lab. The board also features some additional markings like '红' (red) and '自由' (free).

8:00 - 8:15 上午	学生到达 热身活动
8:15 - 9:05 上午	中文课
9:05 - 9:15 上午	休息
9:15 - 10:05 上午	科学课
10:05 - 10:20 上午	休息 点心
10:20 - 10:50 上午	锻炼 (武术/中国舞蹈 太极) / 游戏: 跳绳, 踢毽子 (体育馆)
10:55 - 11:45 上午	文化活动/艺术手工/特别课题
11:50 - 12:20 下午	午饭
12:30 - 1:00 下午	自由活动
1:10 - 1:40 下午	回班
1:50 - 2:20 下午	电脑实验室
2:30 - 3:00 下午	结尾
3:00 下午	下课

红

自由

4. Lesson Management: prepared, organized, carefully paced, both content-centered and student-centered

- Lessons planned ahead and adjusted each day: plan for content, students, teacher assistants and volunteers, and group activities
- Lesson objectives or/and steps are written on board
- Multiple ways of engaging students: less lecturing and more varieties of activities (games, competitions, hands-on work, chanting, interactive talking); multisensory teaching; vigor assessments

Do you agree that well-organized lessons lead to well-managed class?

4. Lesson Management: prepared, organized, carefully paced, both content-centered and student-centered

- Multiple ways of keeping students' attention such as proximity strategy, student helper, props, personification, dramatizing
- Formatted beginning, transition, and end time: begins with greetings and objectives; transits with songs, counting, or clapping hands; ends with assessments or summary

Paired – work: 100% participation




Bicycle Chain Strategy – to engage every student



TPR, TPRS, personification, passion,, to fully engage the students!



Interactive board, performances, games,..... students don't want to be left out!



Singing and dancing, sharing and making friends,.....all in order and all with fun!



Multisensory learning of science: Can't wait to get my hands on it!



Exploring Chinese culture: authentic and first hand experiences



Counting down...



Martial art: attention to detail



Practice keeps them engaged



5. Student Roles: learners and leaders

- Class and group leaders: modeling, supervising, assessing, and helping
- Balanced grouping: the balanced combination of learners and leaders with different strengths
- Rotation: changing members of groups to achieve the most desirable collaborative result

Do your students have chances to become leaders?

We can achieve it ourselves!



Group leaders help with the classroom management



6. Assistants and Volunteers support classroom management

- Assistants and volunteers have a clear understanding of the roles and responsibility both in and out of the class.
- Assistants and volunteers help to make sure EVERY student is learning.
- Assistants and volunteers help to support a student learning centered class with initiatives.

Have you fully utilized the talent of your assistants and volunteers?

Be with them every moment!



They help secure the class flow and order!



7. Teacher-student Relationship

- Positive teacher-student relationships build a supportive learning environment
- Research shows that a positive teacher-student relationship promotes student learning

How will you look for chances to build up the teacher-student relationship?

Be together!



8. Reward System: instant and consistent

- Stickers and stars: given to individual student who follows the rules and participate. The stars/stickers also count for group points to promote team spirit.
- Reward cards: students receive a reward card with the words “ You are awesome today!” in. The group with the most cards gets rewarded.
- Table points
- Praise from both teachers and students

Did your reward system help you take charge of your class?

A compliment and a mint given as a reward after the tech lesson



Good job Tu-Yoyo!



9. Use of space: accessible, minimal distraction, and no blind spots

- Organized classroom with labeled folders – visible and accessible storage
- Different classroom layouts for different learning activities – minimize the level of distraction and no blind spots for the teacher

Have you inspected the “fengsui” of your classroom? How do you think the use of space will affect your lesson?

We see everyone's faces!



We are back in our groups now!



10. Daily Feedback and Reflective Practice

- Daily student feedback
- Daily individual teacher feedback
- Daily team feedback
- Daily reflective journal keeping

Do you make time for reflection about making changes for improvement?

Show me what you can do.



We do not go home without our daily team debriefing!



Your suggestions and Ideas on STARTALK Classroom Management

- Let's discuss and share

谢谢！

Thank you for listening and sharing!

